



Divide  
Conceal  
Secure



## Custom-Made Accordion Doors and Acoustic Partitions

Sourced and manufactured in the USA since 1957





# Dividing Space is Our Mission

## Solutions for every space in every design

Woodfold accordion doors and acoustic partitions are available in a wide range of classic and contemporary colors and styles depending on the Series—including hardwood veneers, laminates, aluminum, transparent acrylics, and flexible vinyl—designed to accent and coordinate with any décor.

## Ideal for commercial and residential applications

- Hotel and conference meeting areas
- Hospitality and event spaces
- Medical facilities and reception areas
- Religious and funeral facilities
- Senior living and multi-family buildings
- Compact apartment space divisions



[www.woodfold.com](http://www.woodfold.com)

Accordion Doors and Acoustic Partitions	3
Series 220 Closet Door	4
Series 240 Room Divider	5
Series 440 Visifold Room Divider	6
Series 540 Visifold Security Door	7
Series 640 Alumifold Room Divider	8
Series 740 Alumifold Security Door	9
Series 2100 Single Wall Sound Door STC 21	10
Series 3300 Dual Wall Sound Door FSTC 33	11
Materials, Finishes, Care & Warranty	12-14
Construction Details (Series 220 thru 3300)	15-17
Series 4166 Dual Wall Sound Door FSTC 41	18
Series 4188 Dual Wall Sound Door FSTC 41	19
Construction Details (Series 4166 & 4188)	20-23
Series H3100 Acoustic Accordion Partition STC 31	24
Series H4100 Acoustic Accordion Partition STC 41	25
Construction Details (Series H3100 & H4100)	26-27
The Woodfold Story	Back Cover

# Accordion Doors & Acoustic Partitions

Series	Series Description	Purpose	Sound Rating	Max Height	Hanging Weight*	Finish Options
220	Closet Door	R	—	8'-1"	12 lbs per LF	Laminate or Hardwood Veneer
240	Room Divider	R/C	—	10'-1"	15 lbs per LF	Laminate or Hardwood Veneer
440	Visifold Room Divider	R/C	—	10'-1"	16 lbs per LF	Transparent Acrylic, Laminate, or Hardwood Veneer
540	Visifold Security Door	R/C	—	10'-1"	16 lbs per LF	Transparent Acrylic, Laminate, or Hardwood Veneer
640	Alumifold Room Divider	R/C	—	10'-1"	16 lbs per LF	Solid or Perforated Aluminum
740	Alumifold Security Door	R/C	—	10'-1"	16 lbs per LF	Solid or Perforated Aluminum
2100	Single Wall Sound Door	R/C	STC 21	10'-1"	15 lbs per LF	Laminate or Hardwood Veneer
3300	Dual Wall Sound Door	R/C	FSTC 33	10'-1"	32 lbs per LF	Laminate or Hardwood Veneer
4166	Dual Wall Sound Door (6" panel)	C	FSTC 41	10'-1"	68 lbs per LF	Laminate
4188	Dual Wall Sound Door (8" panel)	C	FSTC 41	10'-1"	68 lbs per LF	Laminate
H3100	Acoustic Vinyl Partition	R/C	STC 31	12'-1"	2.7 lbs per sq ft	Vinyl
H4100	Acoustic Vinyl Partition	R/C	STC 41	12'-1"	4.3 lbs per sq ft	Vinyl

\*Guide only—depends on height • R/C = Residential/Commercial applications





## Series 220 | Closet Door

Opening heights up to 8'-1" ; maximum width 8'-0" • Residential applications

Woodfold's Series 220 is a simple, durable, space-saving solution for closet doors or partitions between rooms. Finished on both sides in a variety of laminates and hardwood veneers, and with no floor threshold required, it uses the same commercial-grade hinged hardware as our best-selling Series 240 Room Divider.

### OVERVIEW

- Default stack is left unless specified
- Not available as pairs—use Series 240
- Full length extruded swept-wing handle
- ADA compliant

### SPECIFICATIONS

**Panels:** 4-1/4" wide

**Laminate:** Wood grains, solid colors, and textured Chalk laminated to MDF board (1/4" net thickness)

**Factory finished hardwoods:** Hardwood veneers laminated to MDF board with non-tinted finish (1/4" net thickness)

**Unfinished hardwood available:** No warranty

**Catch:** Magnets with strike plates  
 – Dual magnets in handle  
 – Not available with locks or latches

**Stack depth:** 1-1/4" per foot plus 7/8" for each swept-wing handle

**Width:** Up to 8' • **Height:** Up to 8'-1"

**Wheels:** Nylon wheels on Lexan axles

**Custom paint or stain:** Available on MDF or veneers (sample required to match)

**Track and hinge hardware:** Silver, Bronze



For more information, or to find your local distributor, please call **503.357.7181**





## Series 240 | Room Divider

Opening heights up to 10'-1" • Residential/commercial applications

No other accordion door on the market matches the quality, flexibility, or high-use durability of Woodfold's Series 240 Room Divider. Available in unlimited widths with a wide range of contemporary finishes, it's perfect for just about any home or commercial application. No wonder it's our best-seller.

### OVERVIEW

- Default stack is left unless specified
- Unlimited widths
- ADA compliant

### SPECIFICATIONS

**Panels:** 4-1/4" wide

**Laminate:** Wood grains, solid colors, and textured Chalk laminated to MDF board (1/4" net thickness)

**Factory finished hardwoods:** Hardwood veneers laminated to MDF board with non-tinted finish (1/4" net thickness)

**Unfinished hardwood available:** No warranty

**Latch:** Deadlatch with two-sided thumb turn

**Lead post:** 3/4" x 2-3/4" aluminum with ball-bearing rollers

**Stack depth:** 1-1/4" per foot plus 2-3/4" for each lead post

**Width:** No limitations • **Height:** Up to 10'-1"

**Wheels:** Ball-bearing wheels on steel axles

**Custom paint or stain:** Available on MDF or veneers (sample required to match)

**Full architectural specifications are available via our website:** [www.woodfold.com/specs](http://www.woodfold.com/specs)



## Series 440 | Visifold Room Divider

Opening heights up to 10'-1" • Transparent acrylic (laminated and veneer available) • Residential/commercial applications

Designed to present an inviting entrance to retail and hospitality settings with moderate security needs, our Series 440 features transparent acrylic panels, and they can be combined with laminates and hardwoods for a custom look that complements any decor.

### OVERVIEW

- Default stack is left unless specified
- Moderate security applications
- ADA compliant

### SPECIFICATIONS

**Panels:** 4-1/4" wide

**Transparent acrylic panels** (1/8" net thickness):

- Clear, Bronze, up to 10'
- Gray Smoke, up to 8'

**Panel connectors:** Extruded flexible vinyl matching side channel color

**Aluminum side channel colors:**

- Black, Sand, Gold, up to 8'
- Bronze, Silver, White, up to 10'

**Latch:** Deadlatch with two-sided thumb turn

**Stack depth:** 1-1/4" per foot plus 2-3/4" for each lead post

**Width:** No limitations

**Height:** Up to 10'-1"

**Wheels:** Ball-bearing wheels on steel axles



For more information, or to find your local distributor, please call **503.357.7181**



## Series 540 | Visifold Security Door

Opening heights up to 10'-1" • Transparent acrylic (laminated and veneer available) • Residential/commercial applications

Our Series 540 utilizes a rigid PVC and steel rod panel connector for enhanced security while still offering unobstructed views of what's inside. And because you can combine transparent panels with laminated or hardwood panels, the look is endlessly adaptable.

### OVERVIEW

- Default stack is left unless specified
- Rigid panel connectors for enhanced security
- ADA compliant

### SPECIFICATIONS

**Panels:** 4-1/4" wide

**Transparent acrylic panels** (1/8" net thickness):

- Clear, Bronze up to 10'
- Gray Smoke, up to 8'

**Panel connectors:** Extruded rigid PVC with steel rod matching side channel color

**Aluminum side channel colors:**

- Black, Sand, Gold, up to 8'
- Bronze, Silver, White, up to 10'

**Latch:** Weiser two-sided key lock

**Stack depth:** 1-1/4" per foot plus 2-3/4" for each lead post

**Width:** No limitations

**Height:** Up to 10'-1"

**Wheels:** Ball-bearing wheels on steel axles

**Full Architectural Specifications are available via our website: [www.woodfold.com/specs](http://www.woodfold.com/specs)**





## Series 640 | Alumifold Room Divider

Opening heights up to 10'-1" • Aluminum only • Residential/commercial applications

Thanks to our exclusive steel hardware hinge system, Woodfold's Alumifold Series 640 is the ideal choice for situations needing exceptional strength, durability, and simple operation. Solid aluminum panels in five eye-catching finishes deliver privacy and security, and can be combined with perforated aluminum panels for improved air flow and a hint of what's on the other side.

### OVERVIEW

- Default stack is left unless specified
- Solid or perforated aluminum panels
- Moderate security applications

### SPECIFICATIONS

**Panels:** 4-1/4" wide aluminum

- Solid and/or perforated
- Frame channel is integral part of panel

**Panel finishes:**

- Bronze, Gold, Black; solid and perforated, up to 8'
- White; solid, up to 10'; perforated, up to 8'
- Silver; solid and perforated, up to 10'

**Panel connectors:** Extruded flexible vinyl matching side channel color

**Latch:** Deadlatch with two-sided thumb turn

**Stack depth:** 1-1/4" per foot plus 2-3/4" for each lead post

**Width:** No limitations

**Height:** Up to 10'-1"

**Wheels:** Ball-bearing wheels on steel axles



For more information, or to find your local distributor, please call **503.357.7181**



# Series 740 | Alumifold Security Door

Opening heights up to 10'-1" • Aluminum only • Residential/commercial applications

Building on the Series 640, Alumifold Series 740 adds the additional security features of rigid PVC with steel rod panel connectors, a selection of locks and latches, and the option of a curved track. It uses the same single-piece, extruded aluminum body panels of the 640, either solid or perforated, in the same five decorative finishes.

## OVERVIEW

- Default stack is left unless specified
- Solid or perforated aluminum panels
- Extra-strong panel connectors for added security

## SPECIFICATIONS

**Panels:** 4-1/4" wide aluminum

- Panels available in solid or perforated style
- Frame channel is integral part of panel

**Panel finishes:**

- Bronze, Gold, Black, solid and perforated, up to 8'
- White, solid, up to 10'; perforated, up to 8'
- Silver, solid and perforated, up to 10'

**Panel connectors:** Extruded rigid PVC with steel rod, matching side channel frame color

**Latch:** Weiser two-sided key lock

**Stack depth:** 1-1/4" per foot plus 2-3/4" for each lead post

**Width:** No limitations

**Height:** Up to 10'-1"

**Wheels:** Ball-bearing wheels on steel axles

**Full Architectural Specifications are available via our website: [www.woodfold.com/specs](http://www.woodfold.com/specs)**



STC 21 test performed by Bruck, Richards & Chaudiere, Inc. ASTM designation E336-77

# Series 2100 | Single Wall Sound Door STC 21

Opening heights up to 10'-1" • Residential/commercial applications

When some sound reduction is needed, step up to Woodfold's Series 2100. Its single-wall acoustic partitions with top and bottom sweepstrips help minimize noise between spaces quickly and easily, using the same durable hardware, designer laminates, and hardwoods found in our other series.

## OVERVIEW

- Default stack is left unless specified
- Top and bottom sweepstrips for noise reduction

## SPECIFICATIONS

**Panels:** 4-1/4" wide

**Laminate:** Wood grains, solid colors, and textured Chalk laminated to MDF board (1/4" net thickness)

**Factory finished hardwoods:** Hardwood veneers laminated to MDF board with non-tinted finish (1/4" net thickness)

**Unfinished hardwood available:** No warranty

**Panel connectors:** Extruded flexible vinyl matching side channel color

**Lead post:** 3/4" x 2-3/4" aluminum with ball-bearing rollers

**Latch:** Deadlatch with two-sided thumb turn

**Stack depth:** 1-1/4" per foot plus 2-3/4" for each lead post

**Width:** No limitations • **Height:** Up to 10'-1"

**Wheels:** Ball-bearing wheels on steel axles

**Sweepstrips:** White, Gray, Brown

**Custom paint of stain:** Available on MDF or veneers (sample required to match)



For more information, or to find your local distributor, please call **503.357.7181**





*FSTC 33 test performed by Bruck, Richards & Chaudiere, Inc. ASTM designation E336-77*

## Series 3300 | Dual Wall Sound Door FSTC 33

Opening heights up to 10'-1" • Residential/commercial applications

Combining space, sound, and heat control, Woodfold's Series 3300 is a smart alternative to much more expensive options. Perimeter-sealed, acoustic-lined, and incorporating Woodfold's exclusive heavy-duty hardware system, this dual-walled partition is perfect for offices, churches, restaurants, and hotel meeting spaces—any place needing moderate sound control.

### OVERVIEW

- Default stack is left unless specified
- Dual standard panels with top and bottom sweepstrips for sound control
- Inner acoustic lining

### SPECIFICATIONS

**Panels:** 4-1/4" wide

**Laminate:** Wood grains, solid colors, and textured Chalk laminated to MDF board (1/4" net thickness)

**Factory finished hardwoods:** Hardwood veneers laminated to MDF board with non-tinted finish (1/4" net thickness)

**Unfinished hardwood available:** No warranty

**Panel connectors:** Extruded flexible vinyl matching side channel color

**Lead post:** 3/4" x 2-3/4" aluminum with ball-bearing rollers

**Latch:** Deadlatch with two-sided thumb turn

**Stack depth:** 2" per foot plus 4-1/2" for each lead post

**Width:** Up to 15' single—add intermediate posts for sections greater than 15' wide

**Height:** Up to 10'-1"

**Track moldings:** White

**Wheels:** Ball-bearing wheels on steel axles

**Sweepstrips:** White, Gray, Brown

**Custom paint or stain:** Available on MDF or veneers (sample required to match)

**Full Architectural Specifications are available via our website: [www.woodfold.com/specs](http://www.woodfold.com/specs)**


# Materials & Finishes

---

## **WOODGRAIN PANELS** LAMINATED MDF – SERIES 220, 240, 440, 540, 2100, 3300




**MAPLE\***



**CHERRY**



**OAK\***



**WALNUT**




**DRIFTWOOD**

## **COLOR/ TEXTURE PANELS** LAMINATED MDF – SERIES 220, 240, 440, 540, 2100, 3300



**BLACK**



**GRAY\***



**WHITE\***



**CHALK (textured)\***

## **NATURAL HARDWOOD PANELS** VENEER ON MDF – SERIES 220, 240, 440, 540, 2100, 3300




**MAHOGANY**




**BIRCH**




**CHERRY**



**MAPLE**



**RED OAK**



**WALNUT**


Custom stain finishes and special hardwoods available  
**Colors may vary**—contact Customer Service for a sample

\*Available for all series but only options for 4166 and 4188


**VISION PANELS** VISIFOLD TRANSPARENT ACRYLIC – SERIES 440 AND 540




**BRONZE**



**CLEAR**



**SMOKE (GRAY)**



Bronze acrylic panel shown with bronze side channels

Transparent acrylic panels are .188" (3mm) thick.

**ALUMINUM PANELS** ALUMIFOLD SOLID & PERFORATED – SERIES 640 AND 740



**BLACK**



**WHITE**






**BRONZE**



**CLEAR**




**GOLD**



Aluminum panels are .080" (2mm) thick


Flexible Vinyl Connector\*  
Black, White, Sand, Gray, Brown




Hinge Hardware\* Gold,†  
Black,† White,† Silver, Bronze  
(†Additional cost)



Side Channel\* Gold, Black,  
White, Sand, Silver, Bronze  
(Series 440 and 540)



Panel Connector\* Gold,  
Black, White, Sand, Gray, Brown  
(Series 540 and 740)



\*Not applicable to Series 4166 and 4188






Series 2100 Room Divider with 2-way meeting post



Series H3100/H4100 Room Divider



Series 440 Visifold



Series 440 Visifold with mixed panels



Series 640 Alumifold with perforated and solid panels

---

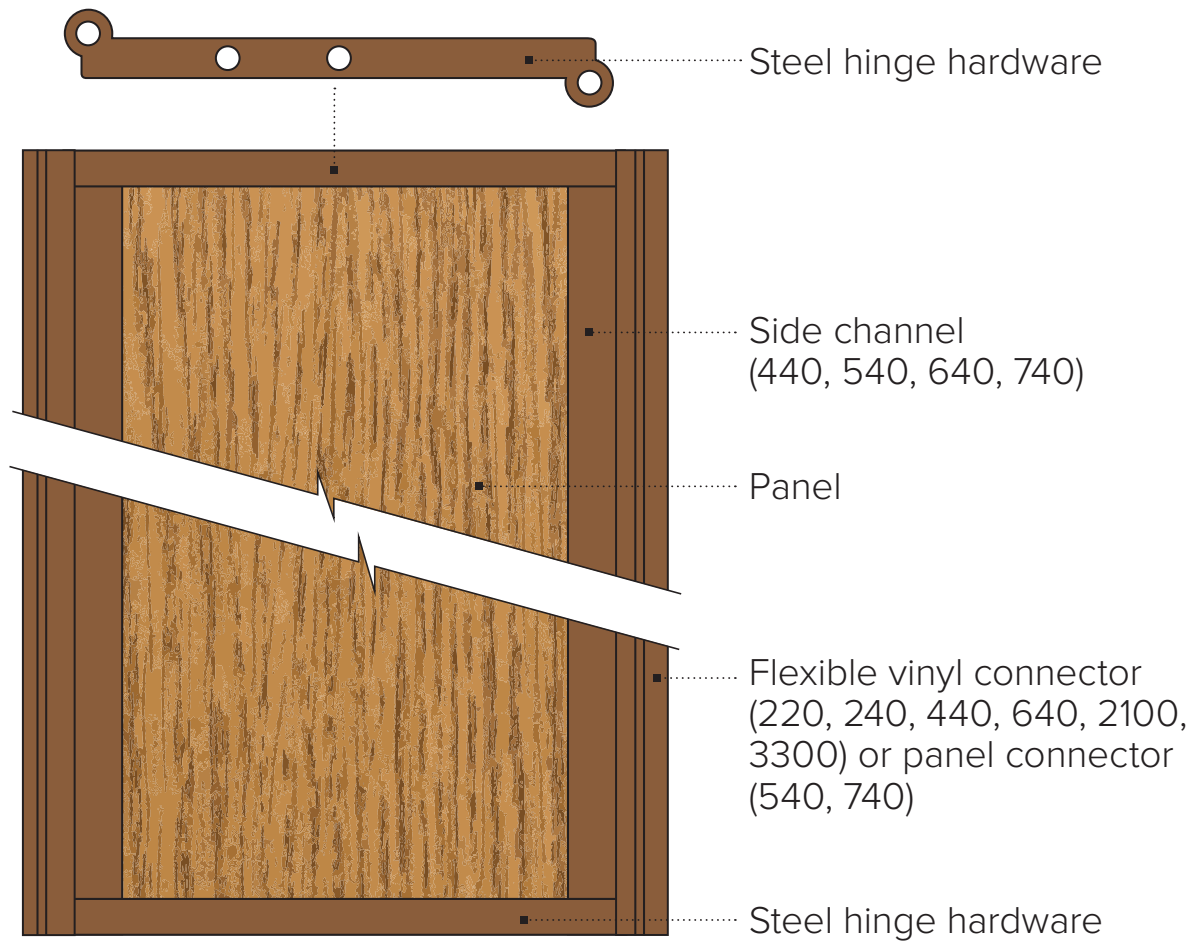
## Care & Maintenance

For regular cleaning of Woodfold Accordion doors, use mild soapy water then dry with a soft cloth or chamois. Do NOT use household cleaners, disinfectant wipes, abrasive towels, or scouring pads.

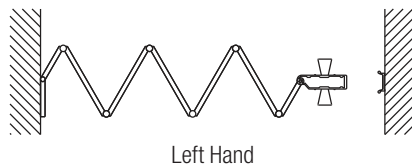
## Limited Lifetime Warranty—Accordion Doors

PERIOD OF COVERAGE: Woodfold Mfg. Inc. warrants to the original retail purchaser that Woodfold Accordion Doors, if properly installed and maintained, will be free from defects in workmanship, construction, and materials, other than those caused by normal wear and tear for a limited lifetime of the Woodfold Accordion Door.

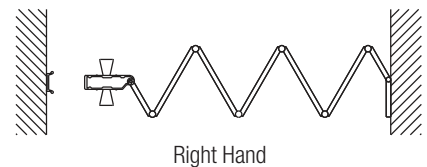
## Panel Anatomy | Series 220, 240, 440, 540, 640, 740, 2100, 3300



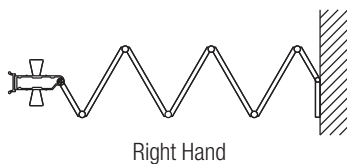
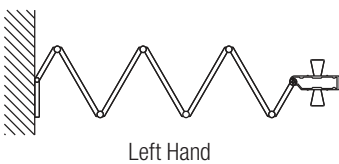
### Door Types



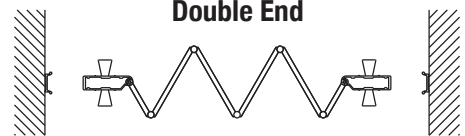
### Single



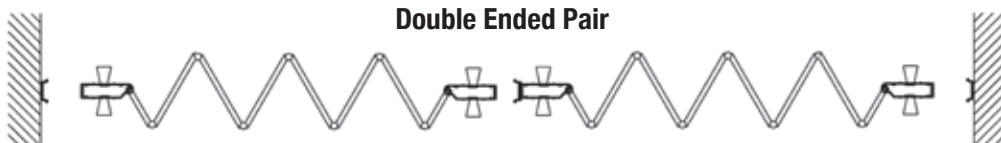
### Pair



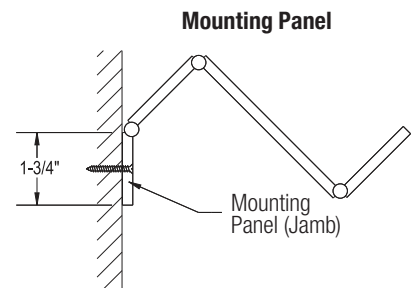
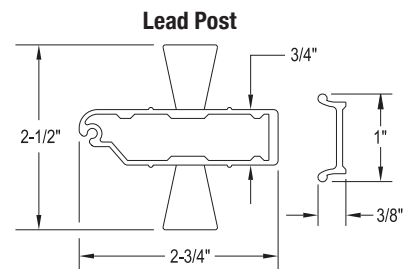
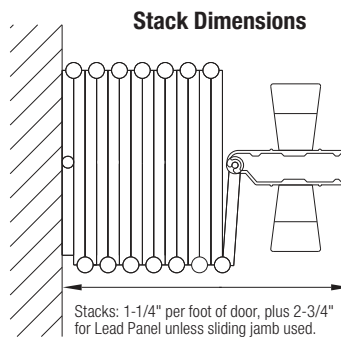
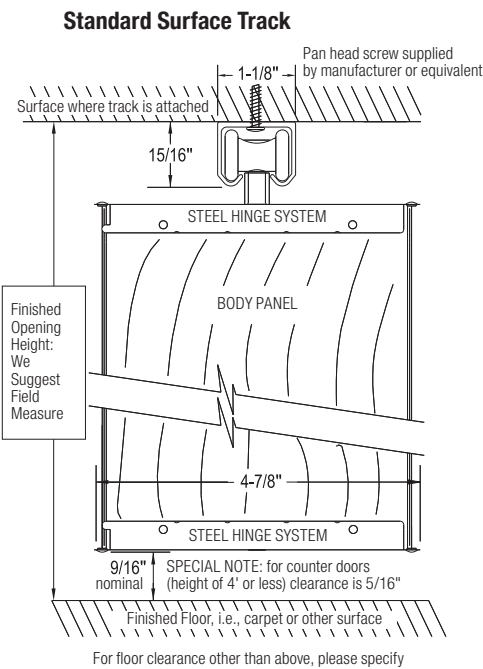
### Double End



### Double Ended Pair

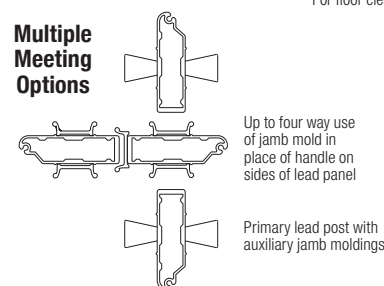
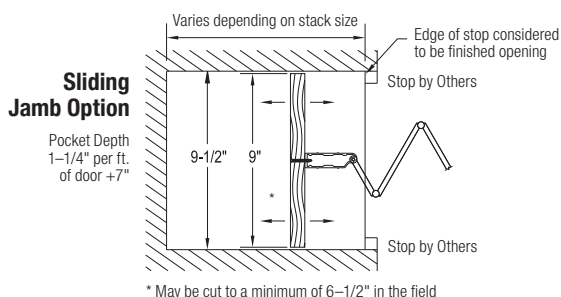
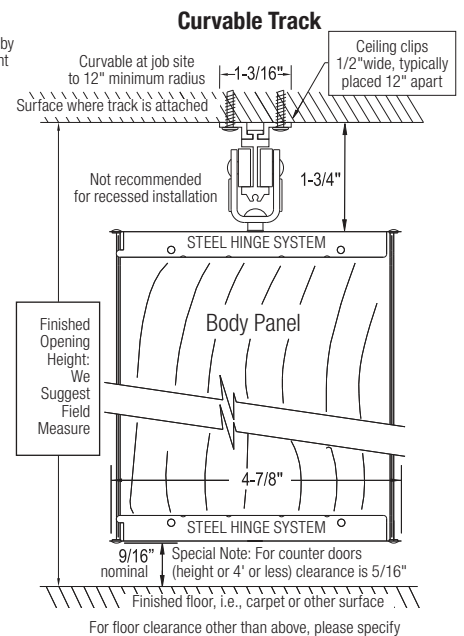
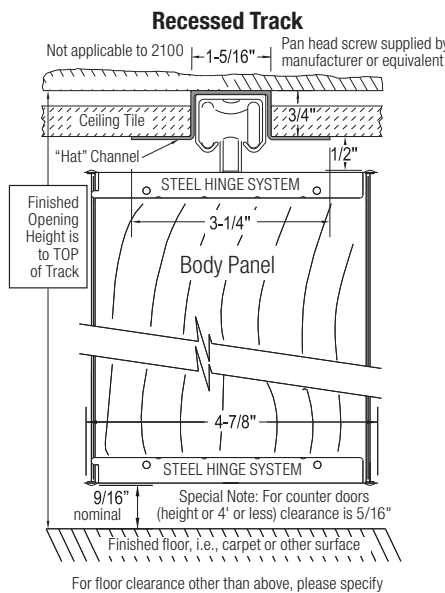
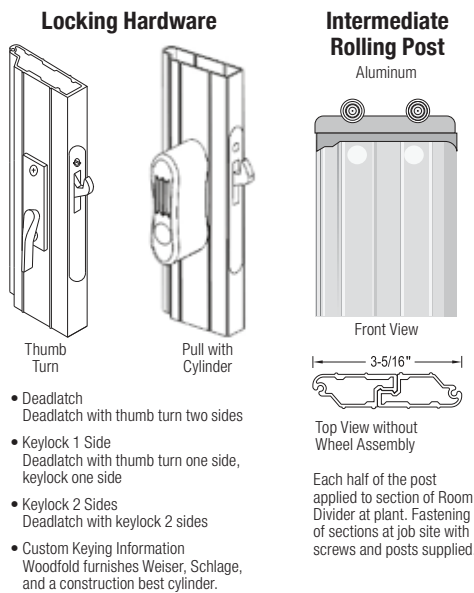


# Construction Details | Series 240, 440, 540, 640, 740



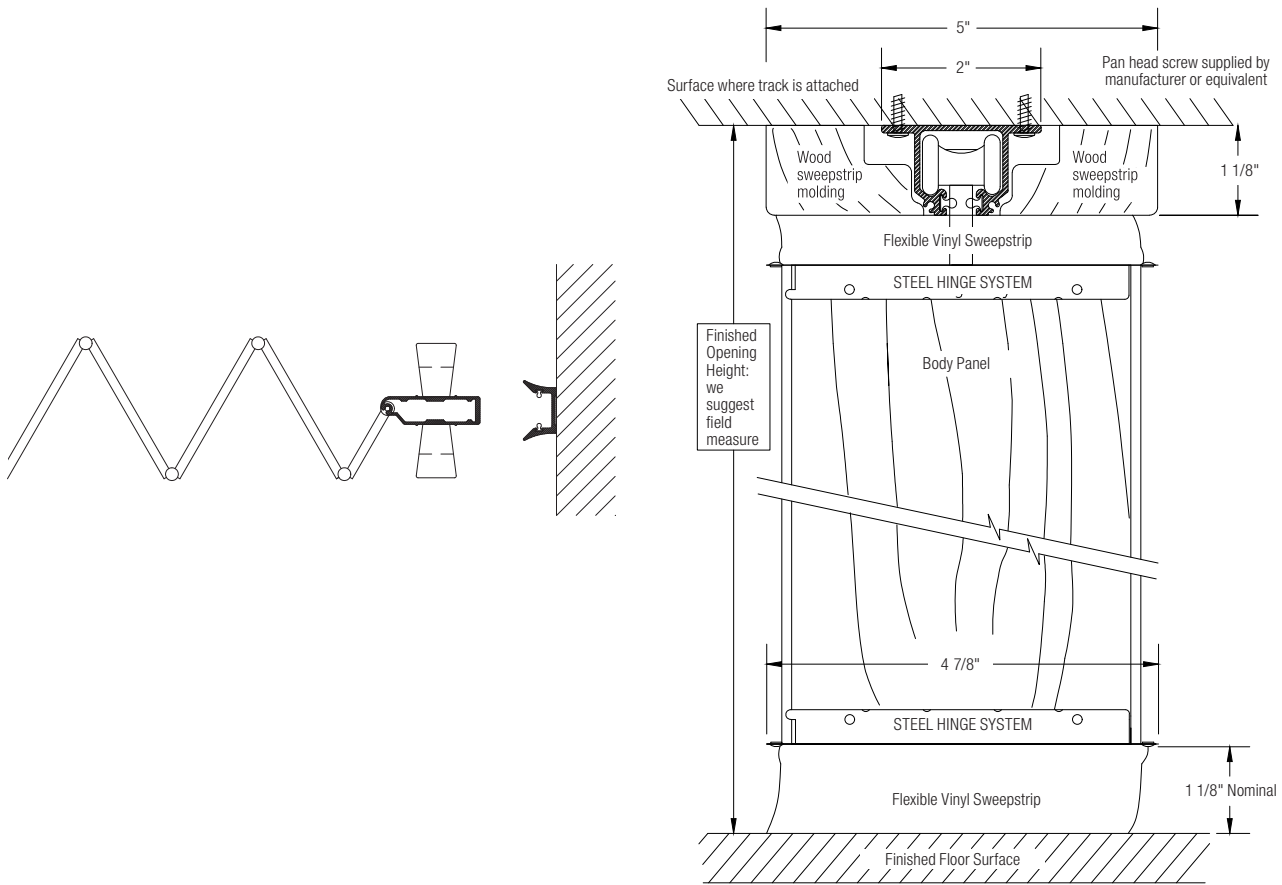
Jamb panels may orient into or out of room based on number of panels in door.  
Applies to all series except 3300, 4166, 4188, H3100, and H4100

# Option Details | Series 240, 440, 540, 640, 740



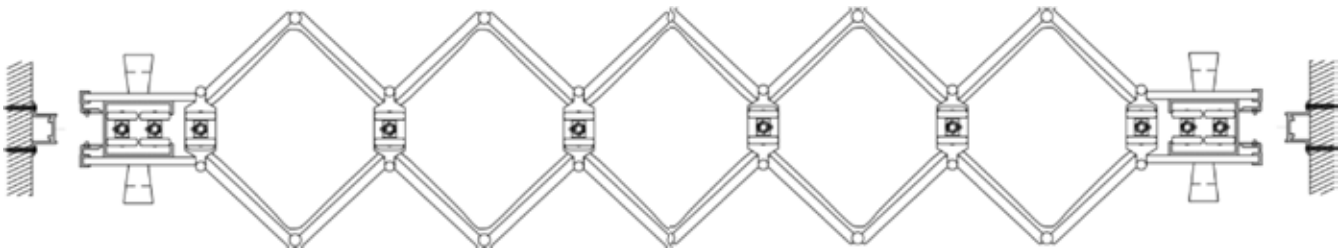


## Construction Details | Series 2100 Single Wall Sound Door STC 21



## Construction Details | Series 3300 Dual Wall Sound Door FSTC 33

### Double End





*FSTC 41 test performed by Acoustic Engineer Eugene OR. ASTM designation E336-90*

## Series 4166 | Dual Wall Sound Door FSTC 41

Opening heights up to 10'-1" • Dual 6" wide panels • Commercial applications

For higher sound control in meeting spaces, medical facilities, and religious institutions, this high-quality series has an FSTC of 41 and features a perimeter seal, acoustic lining, heavy-duty hardware, and 6" wide panels.

### OVERVIEW

- Perimeter seal
- Inner acoustic lining
- Heavy-duty hardware
- Laminate finishes only

### SPECIFICATIONS

**Panels:** 6" wide

**Laminate:** White, Gray, Maple, Oak, and textured Chalk laminated MDF board (1/2" net thickness)

**Hardwoods:** Not available

**Panel connectors:** Extruded flexible vinyl matching side channel color

**Section sizes:**  
 – 150 sq ft movable sections  
 – 80 sq ft for shipping

**Latch:** Two-sided cylinder latch

**Stack depth:** 2-1/4" per foot plus 9" for lead and anchor

**Width:** No limitations • **Height:** Up to 10'-1"

**Wheels:** Ball-bearing wheels on steel axles

**Sweepstrips:** White, Sand, Gray, Brown

**Track:** Aluminum with wood molding (ceiling guard and ceiling guard extensions optional)



For more information, or to find your local distributor, please call **503.357.7181**



*FSTC 41 test performed by Acoustic Engineer Eugene OR. ASTM designation E336-90*

## Series 4188 | Dual Wall Sound Door FSTC 41

Opening heights up to 10'-1" • Dual 8" wide panels • Commercial applications

For higher sound control in meeting spaces, medical facilities, and religious institutions, this high-quality series has an FSTC of 41 and features a perimeter seal, acoustic lining, heavy-duty hardware, and 8" wide panels.

### OVERVIEW

- Perimeter seal
- Inner acoustic lining
- Heavy-duty hardware
- Laminate finishes only

### SPECIFICATIONS

**Panels:** 8" wide

**Laminate:** White, Gray, Maple, Oak, and textured Chalk laminated MDF board (1/2" net thickness)

**Hardwoods:** Not available

**Panel connectors:** Extruded flexible vinyl matching side channel color

**Section sizes:**

- 150 sq ft movable sections
- 80 sq ft for shipping

**Latch:** Two-sided cylinder latch

**Stack depth:** 1-5/8" per foot plus 9" for lead and anchor

**Width:** No limitations • **Height:** Up to 10'-1"

**Wheels:** Ball-bearing wheels on steel axles

**Sweepstrips:** White, Sand, Gray, Brown

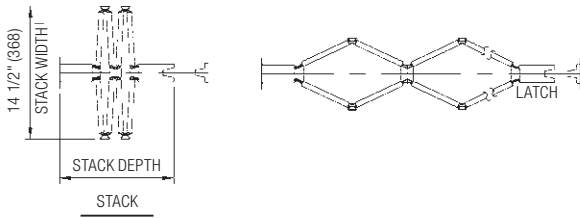
**Track:** Aluminum with wood molding (ceiling guard and ceiling guard extensions optional)

**Full Architectural Specifications are available via our website: [www.woodfold.com/specs](http://www.woodfold.com/specs)**

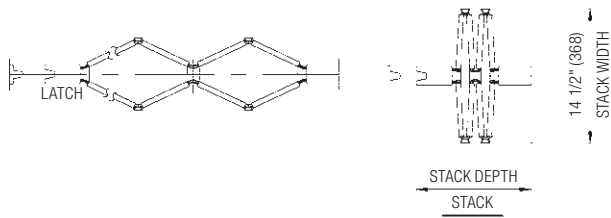


# Construction Details | Series 4166 Dual Wall Sound Door FSTC 41

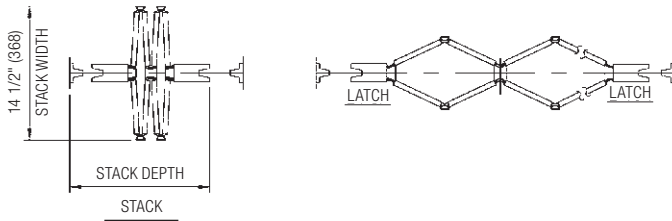
Single Fixed (Left Hand) – Jamb Partition



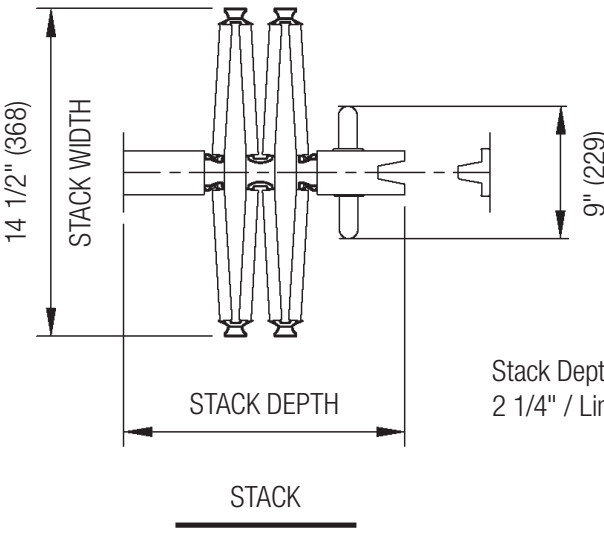
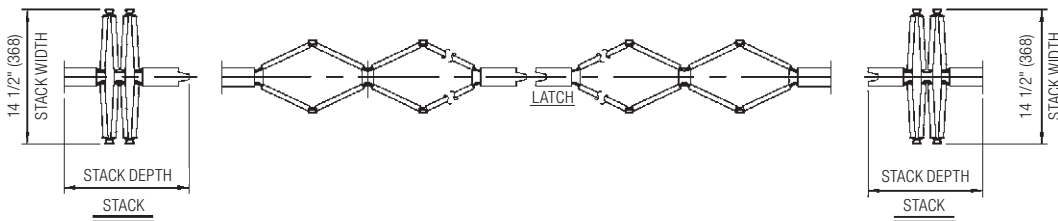
Single Fixed (Right Hand) – Jamb Partition



Double-End Post Partition



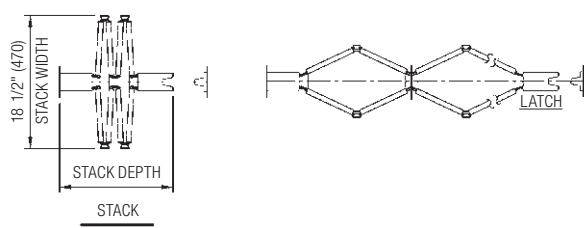
Joining Pair of Fixed-Jamb Partitions



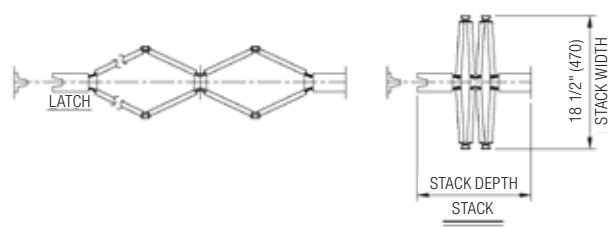
Stack Depth (approx.):  
2 1/4" / Linear Foot plus 9" (229)

# Construction Details | Series 4188 Dual Wall Sound Door FSTC 41

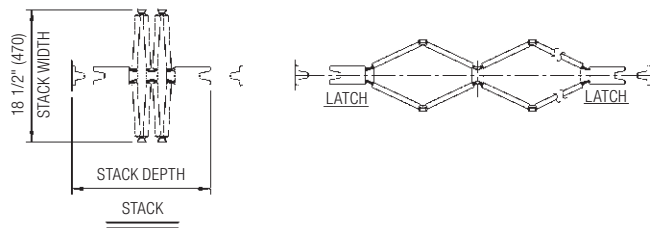
Single Fixed (Left Hand) – Jamb Partition



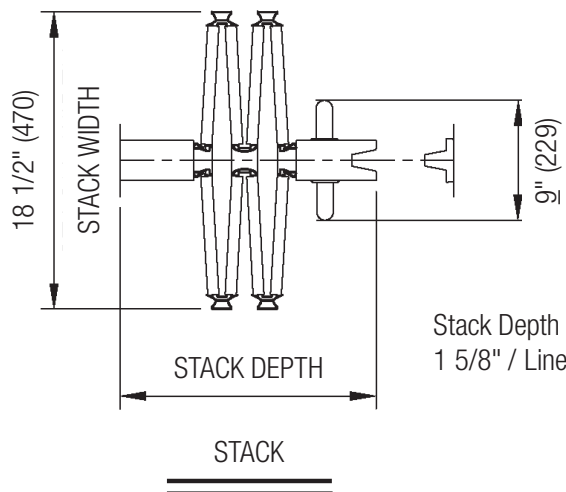
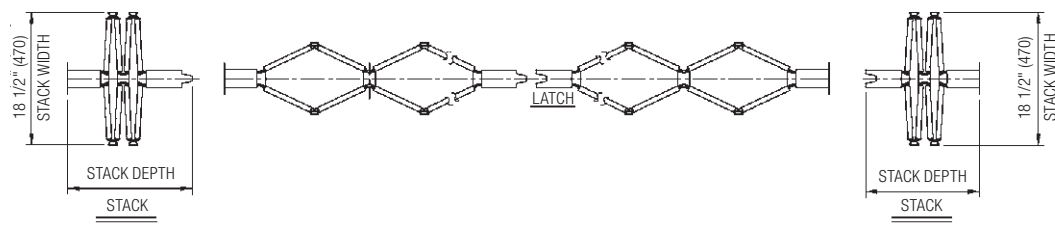
Single Fixed (Right Hand) – Jamb Partition



Double-End Post Partition



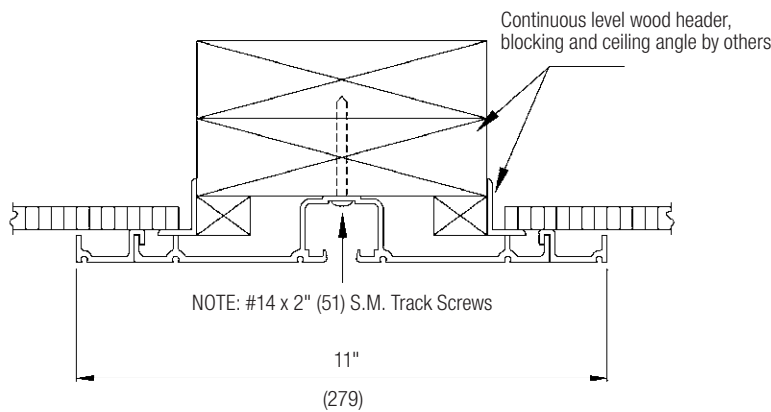
Joining Pair of Fixed-Jamb Partitions



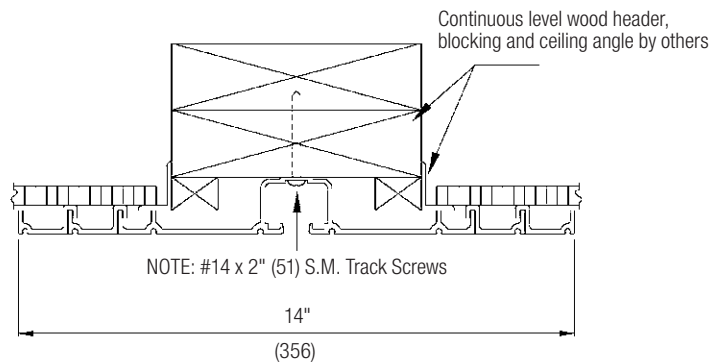
Stack Depth (approx.):  
1 5/8" / Linear Foot plus 9" (229)

# Construction Details | Series 4166 & 4188

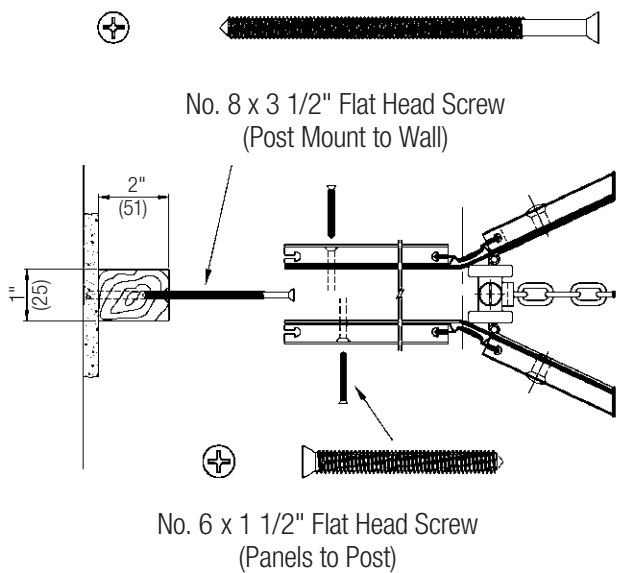
## 4166 Ceiling Guards and Extensions



## 4188 Ceiling Guards and Extensions

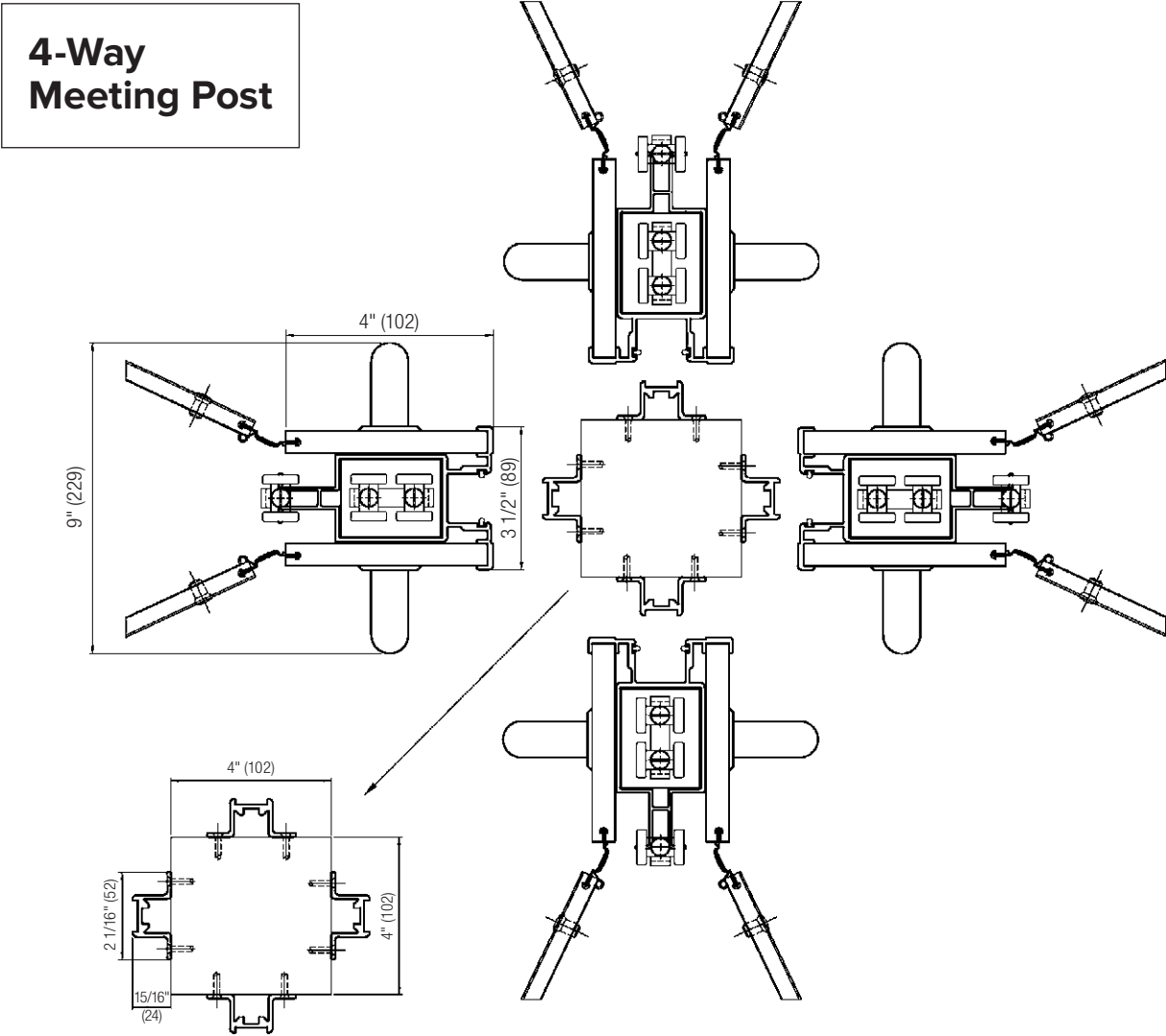


## 4166/4188 Post Mount Attachment





# Construction Details | Series 4166 & 4188



For more information, or to find your local distributor, please call **503.357.7181**



STC 31 test performed by Riverbank Acoustical Laboratories, Geneva, IL. ASTM designation E90-86T

## Series H3100 | Acoustic Accordion Partition STC 31

Opening heights up to 12'-1" • Wide variety of vinyl finishes • Residential/commercial applications

The sound-minimizing Series H3100 accordion partitions are made of dual, continuous laminated vinyl covers assembled to steel pantographs and supported by aluminum-covered steel channel posts at each end. Easy to operate, incredibly durable, and available in a wide variety of finishes.

### OVERVIEW

- Continuous vinyl accordion partition
- STC 31

### SPECIFICATIONS

**Vinyl:** Designer Collection vinyl  
(samples available upon request)

**Section sizes:** Up to 20'

**Latch:** Privacy latch standard (keylocks available)

**Stack width:** Extended 5-1/2"; stacked: 7-1/2"

**Stack depth:** Variable  
(contact Woodfold Customer Service)

**Width:** No limitations

**Height:** Up to 12'-1"

**Wheels:** Ball-bearing wheels on steel axles

**Sweepstrip:** Top sweepstrip 1/2", bottom sweepstrip 1-1/2" standard (available in 2" and 3")

**Track:** Three different styles to suit most construction—Type 15, 18, and 71



For more information, or to find your local distributor, please call **503.357.7181**



*STC 41 test performed by Riverbank Acoustical Laboratories, Geneva, IL ASTM designation E90-86T*

## Series H4100 | Acoustic Accordion Partition STC 41

Opening heights up to 12'-1" • Wide variety of vinyl finishes • Residential/commercial applications

Like the Series H3100, the Series H4100 features continuous laminated vinyl covers assembled to steel pantographs supported by aluminum-covered steel channel posts at each end. But with laminated steel strips within each fold, this series delivers even more acoustical performance.

### OVERVIEW

- Continuous vinyl accordion partition
- STC 41

### SPECIFICATIONS

**Vinyl:** Designer Collection vinyl  
(samples available upon request)

**Section sizes:** Up to 20'

**Latch:** Privacy latch standard (keylocks available)

**Stack width:** Extended 5-1/2"; stacked: 7-1/2"

**Stack depth:** Variable  
(contact Woodfold Customer Service)

**Width:** No limitations

**Height:** Up to 12'-1"

**Wheels:** Ball-bearing wheels on steel axles

**Sweepstrip:** Top sweepstrip 1/2", bottom sweepstrip 1-1/2" standard (available in 2" and 3")

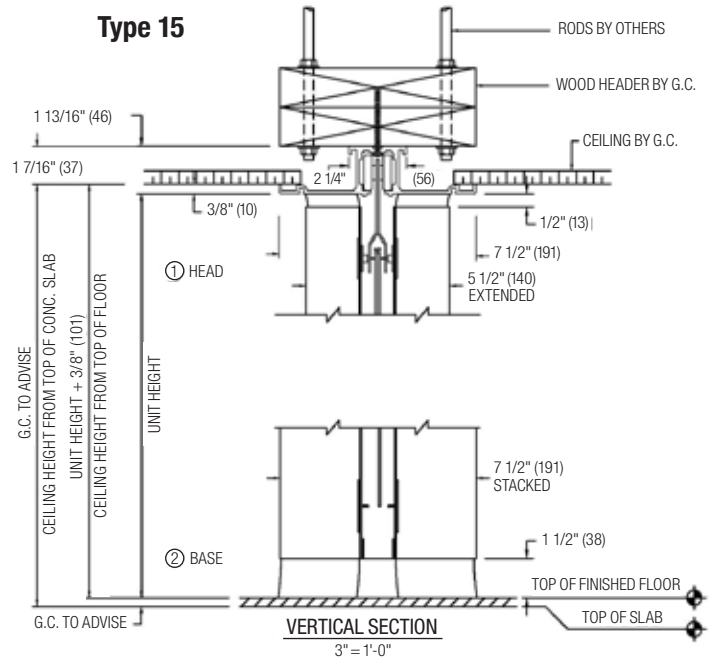
**Track:** Three different styles to suit most construction—Type 15, 18, and 71

**Full Architectural Specifications are available via our website: [www.woodfold.com/specs](http://www.woodfold.com/specs)**

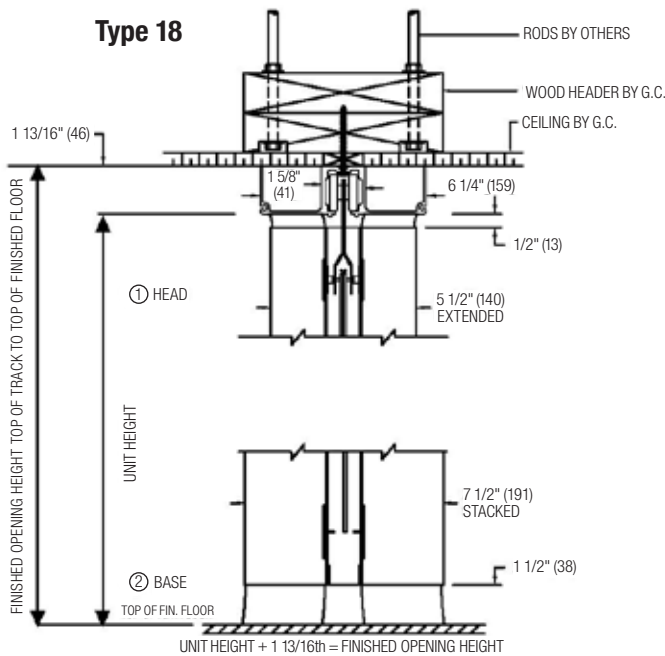


## Track Types

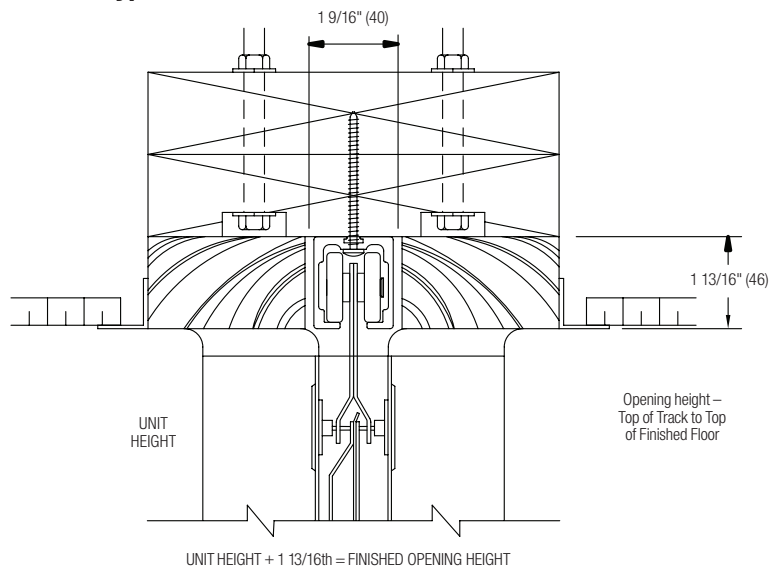
**Type 15**



**Type 18**

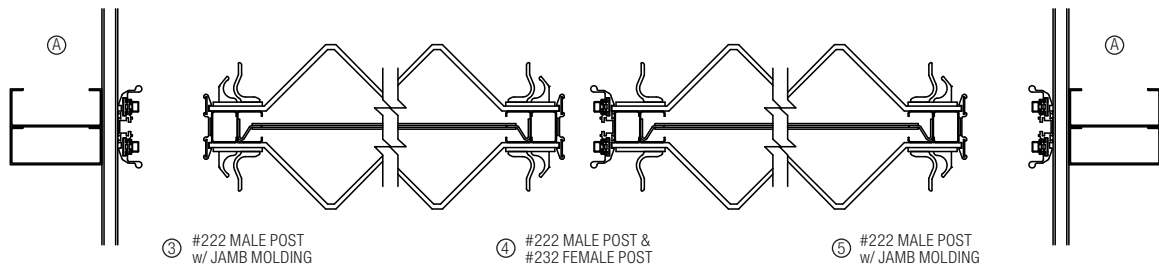


**Type 71**



Construction Details | Series H3100 & H4100

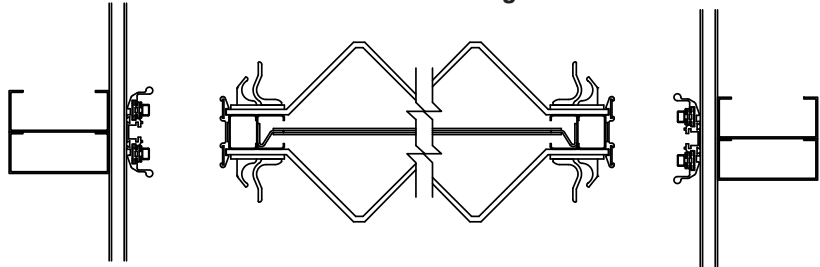
Horizontal Section Pair DE



HORIZONTAL SECTION

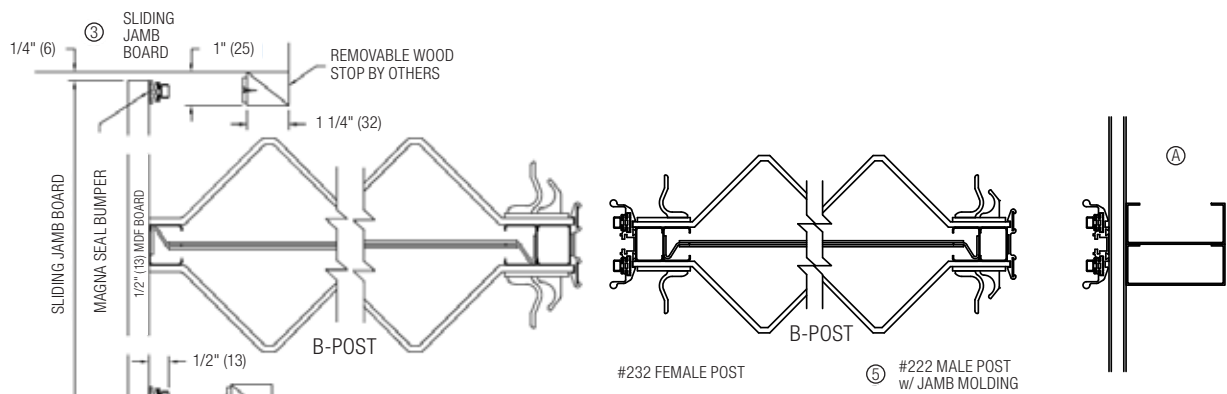
Configuration Examples

Horizontal Section Single DE



#222 MALE POSTS w/ JAMB MOLDINGS

Horizontal Section Pair with Sliding Jamb



HORIZONTAL SECTION

# The Woodfold Story

Woodfold manufactures quality, custom-built products and sells through dealers. Our friendly and dedicated customer service team is committed to providing a seamless experience from order entry to receipt of order.

## **We create great solutions**

Woodfold has earned a reputation among designers, architects, and homeowners as the go-to company for problem-solving. How to create flexible office, hospitality, and meeting spaces, for example. How to divide a cavernous room into cozy retreats. How to assure better security without sacrificing eye appeal. And more.

## **We work lean and clean**

Minimizing our impact on the environment is important. We've embraced Lean Manufacturing, a dedication to better use of space, precious raw materials, and each person's time. It's a dynamic, continuous process of improvement that ensures consistent quality and maximizes efficiency.

## **We are employee owned and operated**

As a 100% employee-owned company, we strive to make a positive impact on our people, community, suppliers, and customers. Doing the right thing is fundamental at Woodfold.

## **We take pride in our quality**

Everything we manufacture is inspected and tested before shipment to ensure total satisfaction not only upon delivery but for years to come. Our superior products are the result of our dedication to exceptional design and engineering, craftsmanship, and high-quality materials.



Woodfold Manufacturing • 1811 18th Avenue • Forest Grove, Oregon 97116  
phone: 503.357.7181 fax: 503.357.7185  
email: [woodfold@woodfold.com](mailto:woodfold@woodfold.com) | website: [www.woodfold.com](http://www.woodfold.com)



AIA  
Continuing  
Education  
Provider

