



# Residential Elevator Accordion Doors

**MATERIALS & FINISHES**

# Materials & Finishes

---

## WOODGRAIN LAMINATED MDF




MAPLE



CHERRY



OAK




WALNUT



DRIFTWOOD

## COLOR & TEXTURE LAMINATED MDF



BLACK



GRAY



CHALK (textured)



WHITE



ANTIQUE WHITE

## NATURAL HARDWOOD VENEER ON MDF




MAHOGANY




BIRCH




CHERRY



WHITE OAK



MAPLE



RED OAK



WALNUT

Custom stain finishes and special hardwoods available.

**Colors may vary.** Please contact Customer Service should you need a sample.

**VISION PANELS** ACRYLIC



**BRONZE**                      **CLEAR**                      **SMOKE (GRAY)**

Transparent panels  
made from .188"  
(3mm) thick acrylic.


**SOLID & PERFORATED** ALUMINUM



**BLACK**                      **WHITE**                      **BRONZE**                      **CLEAR**                      **GOLD**

.080" (2mm) thick aluminum panels.

Side Channel  
Gold, Black, White, Sand, Silver, Bronze



Hinge Hardware  
Gold, Black, White, Silver, Bronze



Panel Connector  
Gold, Black, White, Sand, Gray, Brown





# Industry Leaders in Residential Elevator Accordion Doors

Woodfold has been manufacturing since 1957 and it's that expertise we bring to each of our products. We produce the highest quality and most reliable elevator accordion door on the market. Each elevator door is hand assembled and tested for operation and quality in our Oregon facility.

## SAFETY CODE FOR ELEVATORS AND ESCALATORS

Woodfold's residential elevator door satisfies the strength and deflection requirements of ASME A17.1/CSA B44 and the Florida Building Code. Acrylic conforms to ANSI Z-97.1 and 16 CFR Part 1201.

## WHERE TO BUY

Woodfold doors are sold through North America's top residential elevator OEM's, cab manufacturers and service providers. We are happy to provide product information and support. Please contact us at **503.357.7181** or email **[woodfold@woodfold.com](mailto:woodfold@woodfold.com)**.



[woodfold.com/elevator-doors](http://woodfold.com/elevator-doors)

**ASME**  
A17-1  
and  
**CSA**  
B44



100% employee owned



---

## CONNECT WITH OUR TEAM



503.357.7181  
[woodfold.com](http://woodfold.com)  
[woodfold@woodfold.com](mailto:woodfold@woodfold.com)