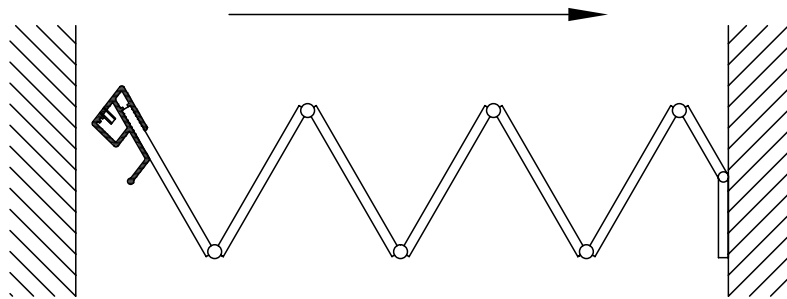
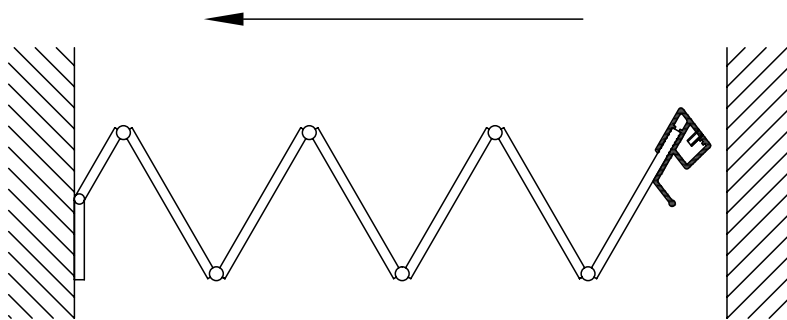


Door Types / Handing

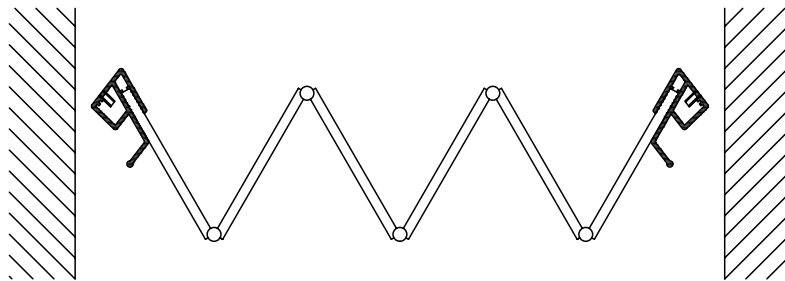
Single Right Hand Stack



Single Left Hand Stack



Double End




Door Types: Single or Double End only – no Pairs
Single End *must* specify left or right hand stack.

Direction of mounting panel (jamb) varies based on door construction.
Consult factory for specific information.

Woodfold Manufacturing, Inc.
PO Box 346 Forest Grove OR 97116
<http://www.woodfold.com>

CAD DTYPE140



DOOR TYPES – MODEL 140